



Cameld Project



Monthly Lesson Plan



March 2022


Upcoming Deadlines

- ✓ ASAP – Lease An Animal Agreements (if applicable) due to 4-H office for access to LAA Record Book
- ✓ June 1st 2022: Owned/leased and ID in 4HOnline




Project Progress

Suggest the following as things your members should work on or accomplish with their project this month. Follow up to see which they achieved:



1. **E Record Books:** Download the 2022 **Livestock*** Record book (or Lease an Animal Record Book if leasing) for their age and complete the front page and Goals page. **We are switching to the Livestock Record books this year so make sure members are aware – they will need to type in llama/alpaca on the front page where they mark species.
2. **Hands On:** Work on desensitizing animals to being touched on their heads and legs this month. See pg. 84 of the 4-H Llama & Alpaca Resource Handbook for desensitizing tips.
3. **Knowledge:** Learn the anatomy parts of the llama or alpaca this month. See pg. 12 & 14 of the 4-H Llama & Alpaca Resource Handbook for anatomy diagrams.
4. **Other:** Review project requirements listed on the Project Tipsheets
5. **Other:** Update your calendar with 2022 Animal Project Dates



Opportunities

See 4-H Calendars for full details & more recently added events

- **Sun. Feb. 26** – 4-H Horse Tack & Livestock Equip. Sale- Boulder County 4-H
- **March 17** – Virtual Record Book Workshop





Camelid Project



March 2022

Attached Activities

Use these suggested activities at club project meetings to increase member knowledge and keep members engaged in their project.

Group: You be the Judge

- Watch a recorded llama or alpaca show class and score the class as though you were a judge. As a group discuss your points and placings.

Individual: 4-H Camelid Activity Page

- This activity page can be completed by camelid members at home and will help to review/learn information and begin to plan for their upcoming 4-H year.



Fun Fact

The current population of llamas and alpacas in South America is estimated to be more than 7 million!



Timely Tips to Share

Providing bedding for your llama/alpaca to lie on in winter can keep them off the cold, damp ground. Avoid using sawdust and shavings as bedding because they cause grooming problems.



Resources



1. The following & more can be found on the ADCO 4-H Llama/Alpaca Project Webpage: <https://adams.extension.colostate.edu/4-h-youth/4-h-llama-alpaca-project/>
 - 2022 Animal Project Save the Dates
 - Llama & Alpaca Resource Handbook (Ohio State)
 - E Record Books
 - Fourcast Newsletter Signup
 - Project Tipsheets
 - LAA Application



4-H Agent - [Kenzie Kimmel](#)
303-637-8109 / kkimmel@adcogov.org



4-H Camelid Superintendent - [Julia Henrich](#)
redponyranch5@aol.com



ADAMS COUNTY
COLORADO STATE UNIVERSITY
EXTENSION

4-H Camelid Activity:

You Be The Judge!

Lesson Plan: Watch a recorded llama or alpaca show class and score the class as though you were a judge. As a group discuss your points and placings.

Supplies:

1. Video of Llama or Alpaca Show class (showmanship, obstacle, or public relations) (links below)
2. Printed score cards for the class you are judging (attached)
3. Pencils
4. Follow up questions

Suggested Video Links:

1. Showmanship:
 - a. <https://www.youtube.com/watch?v=x7GWahRmauk&t=77s>
 - b. <https://www.youtube.com/watch?v=-seZTpqqP-Q&t=251s>
2. Obstacle:
 - a. <https://www.youtube.com/watch?v=BNXyRPgSkeo&t=3s>
 - b. https://www.youtube.com/watch?v=XdF_UBu6W4E
3. Public relations:
 - a. <https://www.youtube.com/watch?v=iR1vzggNfXg>
 - b. https://www.youtube.com/watch?v=ofg1ZIMW_Dw

Example Follow up Questions:

1. How did you score each exhibitor and their animal?
2. What did you deduct points for and why?
3. What did they do exceptionally well?
4. If you were showing in this class, what would you need to work on with your animal?



Judges Score Sheet
Alpaca Obstacle

- Open Jr. Youth Int. Youth
 Sr. Youth Sub-Junior Youth

Exhibitor #	Final Score	Placing
-------------	-------------	---------

OBSTACLE NUMBER	SCORE	REMARKS
1		
2		
3		
4		
5		
6		
7		
8		
9		
10		

TOTAL SCORE: _____ Tie-Breakers: _____

Print Judge's Name: _____

Judge's Signature: _____

Name/Date of Show: _____



Judges Score Sheet
Alpaca Obstacle

- Open Jr. Youth Int. Youth
 Sr. Youth Sub-Junior Youth

Exhibitor #	Final Score	Placing
-------------	-------------	---------

OBSTACLE NUMBER	SCORE	REMARKS
1		
2		
3		
4		
5		
6		
7		
8		
9		
10		

TOTAL SCORE: _____ Tie-Breakers: _____

Print Judge's Name: _____

Judge's Signature: _____

Name/Date of Show: _____



Judges Score Sheet
Public Relations

- Open Jr. Youth Int. Youth
 Sr. Youth Sub-Junior Youth

Exhibitor #	Final Score	Placing
-------------	-------------	---------

OBSTACLE NUMBER	SCORE	REMARKS
1		
2		
3		
4		
5		
6		
7		
8		
9		
10		

TOTAL SCORE: _____ Tie-Breakers: _____

Print Judge's Name: _____

Judge's Signature: _____

Name/Date of Show: _____



Judges Score Sheet
Public Relations

- Open Jr. Youth Int. Youth
 Sr. Youth Sub-Junior Youth

Exhibitor #	Final Score	Placing
-------------	-------------	---------

OBSTACLE NUMBER	SCORE	REMARKS
1		
2		
3		
4		
5		
6		
7		
8		
9		
10		

TOTAL SCORE: _____ Tie-Breakers: _____

Print Judge's Name: _____

Judge's Signature: _____

Name/Date of Show: _____



Judges Score Sheet Showmanship

NOTE: Judges use this form as a guide for scoring the handler's performance. **Deduct points in each section; total these points and subtract from 100 possible points giving the handler a total score for their performance.**

EXHIBITOR #: _____	SCORE DEDUCTIONS	COMMENTS
<p><u>PREPARATION – 25 POINTS:</u></p> <p><u>Handler:</u> Clean, neatly attired. No open-toed or heeled shoes, saggy pants, billowy skirts, not flashy. Positive attitude, good sportsmanship, attentive to judge and alpaca at all times</p> <p><u>Alpaca:</u> Clean, blanket not brushed or blown out, legs, face, hindquarters clean. If shorn, entire body clean. Toenails trimmed.</p> <p><u>Halter/Lead:</u> Safe, well fitting properly positioned on alpaca.</p>		
<p><u>PERFORMANCE – 75 POINTS:</u></p> <p>Follows the prescribed pattern and instructions. Performs work accurately, smoothly, timely.</p> <p>Alpaca leads, stops, turns, backs up, sets up willingly with minimum visible/audible cueing.</p> <p>Handler leads on left side holding lead correctly. Correct use of lead shank.</p> <p>Maintains safe and correct positions – being aware of judge at all times. Eye contact.</p> <p>Question concerning their alpaca, alpacas in general, anatomy of alpaca.</p>		

Possible Points 100 - () = _____
TOTAL SCORE

An exhibitor who does not follow the prescribed pattern or instructions is not disqualified but cannot place above others who have executed the pattern or instructions correctly. Incorrect answers to questions do not disqualify the exhibitor or place them below others who have answered correctly except point(s) will be deducted for incorrect answers.



Judges Score Sheet Showmanship

NOTE: Judges use this form as a guide for scoring the handler's performance. **Deduct points in each section; total these points and subtract from 100 possible points giving the handler a total score for their performance.**

EXHIBITOR #: _____	SCORE DEDUCTIONS	COMMENTS
<p><u>PREPARATION – 25 POINTS:</u></p> <p><u>Handler:</u> Clean, neatly attired. No open-toed or heeled shoes, saggy pants, billowy skirts, not flashy. Positive attitude, good sportsmanship, attentive to judge and alpaca at all times</p> <p><u>Alpaca:</u> Clean, blanket not brushed or blown out, legs, face, hindquarters clean. If shorn, entire body clean. Toenails trimmed.</p> <p><u>Halter/Lead:</u> Safe, well fitting properly positioned on alpaca.</p>		
<p><u>PERFORMANCE – 75 POINTS:</u></p> <p>Follows the prescribed pattern and instructions. Performs work accurately, smoothly, timely.</p> <p>Alpaca leads, stops, turns, backs up, sets up willingly with minimum visible/audible cueing.</p> <p>Handler leads on left side holding lead correctly. Correct use of lead shank.</p> <p>Maintains safe and correct positions – being aware of judge at all times. Eye contact.</p> <p>Question concerning their alpaca, alpacas in general, anatomy of alpaca.</p>		

Possible Points 100 - () = _____
TOTAL SCORE

An exhibitor who does not follow the prescribed pattern or instructions is not disqualified but cannot place above others who have executed the pattern or instructions correctly. Incorrect answers to questions do not disqualify the exhibitor or place them below others who have answered correctly except point(s) will be deducted for incorrect answers.



4-H Camelid Activity Page

Adapted from Purdue Extension's Lamas, Llamas & Alpacas Project Manual 4-H999-W and University of Tennessee Extension's 4-H Animal Science Activity Pages

Your 4-H Animal Science - Camelid Project

When you have a llama or alpaca, you have to make many decisions. This 4-H project can help you make good decisions for your llama or alpaca. Some of the skills you can learn in this project are listed below. Check your favorites. Then work with your 4-H leaders and parents to make a 4-H project plan of what you want to learn this year.

- Learn about different types of camelids.
- Learn about the parts of a llama or alpaca.
- Learn about products made from camelids or tasks they are used for.
- Learn how to show a llama or alpaca
- Other _____



My Camelid Project

My camelid's name _____

My camelid's is a _____ llama _____ alpaca

When did I do that?

Caring for your animal takes a lot of work, and recording the care you give you animal can help you keep track, and ensure your llama or alpaca is receiving the care they need to be a healthy and successful 4-H Project.

Find the word bank words in the crossword. How do you think all of these words relate to camelid care and records?

H R V J T P G D A T F T Q E M
 O C A S V R E N E G A S O D E
 H F C Q K R I V I G B T E S D
 H U C H B P A M U M F X A D I
 G N I D E E R B M A O H Q P C
 T U N P X W X W C I C O S D A
 N D A N A C X I J R N L R F L
 E Q T Z G Y L P U E F G B G H
 M E I P H I A P S P S H O H Z
 E D O E T S U P P L I E R V J
 V H N I T B L X O T K T L P L
 O R E U D I E T F Y A A H A Z
 M S R S U R B I X E Y D T W S
 J E G U F J P D C D E H B Q V
 M A H U G B O W L L P D J J L

WORD BANK

- Breeding
- Date Bred
- Diet
- Dosage
- Facilities
- Feed
- Grooming
- Medical
- Movement
- Pasture
- Purchase
- Sales
- Supplier
- Trimming
- Vaccination

Learning Experiences

Below is a list of activities you can do this year in the camelid project. Check the ones you plan to do. After you complete them, check the "I did it!" box.



I plan to	Activity	I did it!
<input type="checkbox"/>	Select a llama/alpaca for my project animal	<input type="checkbox"/>
<input type="checkbox"/>	Create a budget for caring for my llama/alpaca	<input type="checkbox"/>
<input type="checkbox"/>	Give a speech or demonstration related to camelids	<input type="checkbox"/>
<input type="checkbox"/>	Attend a llama/alpaca show	<input type="checkbox"/>
<input type="checkbox"/>	Exhibit my llama/alpaca at Fair	<input type="checkbox"/>
<input type="checkbox"/>	Participate in camelid showmanship	<input type="checkbox"/>
<input type="checkbox"/>	Buy/make a camelid fleece/wool product	<input type="checkbox"/>
<input type="checkbox"/>	Other _____	<input type="checkbox"/>



4-H Camelid Activity Page

A Family Reunion

There are four types of South American camelids. Some evolved in the plains of South America and have longer legs which are good for running. Those that evolved in the Andes Mountains were shorter legged, which was better for mountainous terrain. Match the numbered camelid below to the accurate description. Then write whether the camelid is domestic, or wild.



_____ **Llama**

- wild or domestic? _____
- height 40-45" at the withers
- special qualities: quick learner; able to be used as a beast of burden; has banana shaped ears

_____ **Vicuna**

- wild or domestic? _____
- height 28-36" at the withers
- special qualities: highly valuable fleece that is protected by law.

_____ **Guanaco**

- wild or domestic? _____
- height 42-48" at the withers
- special qualities: wool reddish-brown above and white below.

_____ **Alpaca**

- wild or domestic? _____
- height 30-39" at the withers
- special qualities: valuable fleece; straight, rounded ears.

Anatomy

Use the anatomy word bank below to label the parts of the llama. Want to get outside?! Create anatomy labels with velcro backs and label your own llama or alpaca to practice your knowledge on a live animal!

- | | | |
|-----------------|----------------|-------------|
| arm | jaw | shoulder |
| back | knee | stifle |
| cannon or shank | loin | tail |
| chest or breast | lower lip | tail head |
| ear | mouth | thigh |
| elbow | muzzle | throatlatch |
| eye | nail | upper lip |
| face | neck | withers |
| fetlock | nostril | |
| forearm | pad or slipper | |
| forehead | pastern | |
| gaskin | poll | |
| hind cannon | ribs | |
| hock | scent gland | |

